



Date: 30-05-2023

To,  
Listing Department,  
National Stock Exchange Limited  
Exchange Plaza, C- 1, Block-G, Bandra Kundra Complex,  
Bandra (E), Mumbai-400 051

Dear Sir/Madam,

NSE Symbol: TRANSWIND

**SUBJECT : Outcome of Meeting of the Board of Directors held on Today Monday, 30<sup>th</sup> May, 2023 and submission of Financial Result for the half year and year ended 31.03.2023.**

**REF : Regulation 30 and Regulation 33 of SEBI (Listing Obligations and Disclosure Requirements) Regulation, 2015.**

With reference to above, we hereby inform that meeting of Board of Directors of the Company was held today **Tuesday, 30<sup>th</sup> May, 2023**, in which Board of Directors of the company has considered and approved following business:

1. Approved the Audited Financial Statement for the period ended March 31, 2023 and the Audited Financial Results for the period ended March 31, 2023, as recommended by the Audit Committee. Further, Pursuant to Regulation 33 of the SEBI (Listing Obligations and Disclosure Requirements) Regulations, 2015, we enclose the following:
  - (i) Statements showing the Audited Financial Results for the period ended March 31, 2023;
  - (ii) Auditors' Reports with unmodified opinions on Audited Financials.
  - (iii) Declaration on unmodified opinions under regulation 33 (3) (d).
  - (iv) Declaration under regulation 33 (2) (a) of SEBI (Listing Obligation and Disclosure Requirements) Regulations 2015.
2. Appointment of M/s. SCS AND CO. LLP, as secretarial Auditor of the Company for the Financial Year 2023-24.

The Board Meeting Commenced at 5:00 PM and concluded at 6:30 PM.

You are requested to kindly take the above information on record.

Thanking You,

Yours faithfully,

FOR TRANSWIND INFRASTRUCTURES LIMITED

  
PANKAJ KUMAR DUBEY  
WHOLE-TIME DIRECTOR  
DIN: 07787184



Encl: As above

## TRANSWIND INFRASTRUCTURES LIMITED

74, NEW YORK TOWER- A, OPP. JAIN DERASAR, S. G. HIGHWAY, THALTEJ, AHMEDABAD-380054

CIN: L45203GJ1997PLC032347

### STATEMENT OF STANDALONE AUDITED FINANCIAL RESULTS FOR THE YEAR ENDED 31ST MARCH, 2023

| Sr. No. | Particulars  | Standalone (Rs. In Lakhs) |                 |                 |                   |                 |
|---------|--|---------------------------|-----------------|-----------------|-------------------|-----------------|
|         |  | For the Half Year Ended   |                 |                 | For Year Ended on |                 |
|         |  | 31.03.2023                | 30.09.2022      | 31.03.2022      | 31.03.2023        | 31.03.2022      |
|         |  | Audited                   | Unaudited       | Audited         | Audited           | Audited         |
|         | <b>Revenue</b>   |                           |                 |                 |                   |                 |
| I       | Income from Operations   | 1334.20                   | 1,082.80        | 1,189.26        | 2,417.00          | 1,979.14        |
| II      | Other Income   | 12.32                     | 9.35            | 45.71           | 21.66             | 55.14           |
| III     | <b>Total Income</b>  | <b>1,346.52</b>           | <b>1,092.15</b> | <b>1,234.96</b> | <b>2,438.66</b>   | <b>2,034.28</b> |
| IV      | <b>Expenses</b>  |                           |                 |                 |                   |                 |
|         | Construction and Project Expenses                                | 1106.42                   | 911.38          | 1,152.82        | 2,017.80          | 1,918.69        |
|         | Changes in Inventories of Work-In-Progress                       | 146.43                    | 61.90           | (109.40)        | 208.33            | (93.98)         |
|         | Employees' Cost  | 12.43                     | 24.09           | 16.34           | 36.52             | 38.90           |
|         | Depreciation & Amortisation Expenses                             | 16.09                     | 17.42           | 13.54           | 33.51             | 27.09           |
|         | Finance Costs  | 6.91                      | 6.03            | 9.16            | 12.94             | 17.50           |
|         | Other Expenses   | 25.39                     | 36.67           | 24.39           | 62.07             | 71.97           |
|         | <b>Total Expenses</b>  | <b>1,313.68</b>           | <b>1,057.49</b> | <b>1,106.85</b> | <b>2,371.17</b>   | <b>1,980.17</b> |
| V       | Profit/(Loss) before exceptional and extraordinary items and tax | 32.84                     | 34.65           | 128.11          | 67.49             | 54.11           |
| VI      | Exceptional Item   |                           | -               |                 | -                 | -               |
| VII     | Profit/(Loss) before extraordinary items and tax (V-VI)          | 32.84                     | 34.65           | 128.11          | 67.49             | 54.11           |
| VIII    | Extraordinary Items  |                           | -               |                 | -                 | -               |
| IX      | Profit/Loss before tax (VII-VIII)                                | 32.84                     | 34.65           | 128.11          | 67.49             | 54.11           |
| X       | Tax Expense  |                           |                 |                 |                   |                 |
|         | Current  | 12.05                     | 5.50            | 8.44            | 17.55             | 8.44            |
|         | Deffered   | (0.22)                    | -               | (2.88)          | (0.22)            | (2.88)          |
| XI      | <b>Net Profit/(Loss) for the period (IX-X)</b>                   | <b>21.01</b>              | <b>29.15</b>    | <b>122.55</b>   | <b>50.17</b>      | <b>48.55</b>    |
| XII     | Paid-up Equity Share Capital (Shares in Number)                  | 66,89,000                 | 66,89,000       | 66,89,000       | 66,89,000         | 66,89,000       |
| XIII    | Paid-up Equity Share Capital                                     | 668.90                    | 668.90          | 668.90          | 668.90            | 668.90          |
| XIV     | Reserve Excluding Revaluation Reserve                            |                           | -               | -               | 862.06            | 811.90          |
| XV      | Earning per Equity Share   |                           |                 |                 |                   |                 |
|         | Basic EPS (Rs.)  | 0.31                      | 0.44            | 1.83            | 0.75              | 0.73            |
|         | Diluted EPS (Rs.)  | 0.31                      | 0.44            | 1.83            | 0.75              | 0.73            |

Note:-

- 1 The above results have been received by the Audit Committee and Subsequently approved by the Board of Directors on 30th May, 2023.
- 2 The figures have been regrouped/ rearranged wherever necessary to make them comparable with the current period figures.
- 3 The Company is operating in one segment i.e. Construction; hence the results are reported under one segment as per the Accounting Standard -17.
- 4 As per MCA Notification dated 16th February, 2015 Companies whose Shares are listed on SME exchange as referred to in Chapter XB of SEBI (Issue of Capital and Disclosure Requirements) Regulation, 2009, are exempted from the compulsory requirement of adoption of IND-AS.
- 5 The figures of the half year ended 31.03.2023 are the balancing figures between audited figures in respect of the full financial year 2022-23 and the half year ended unaudited figure up to 30th September, 2022.
- 6 Earning per Equity Share (EPS) is calculated on the weighted average of share capital received by the company.
- 7 The Company is not having any subsidiary or holding company.
- 8 Statement of standalone assets and liabilities and cash flow statement as on March 31, 2023 is enclosed herewith.

For, Transwind Infrastructures Limited



*[Signature]*

Pankaj Kumar Dubey  
DIN:07787184  
Whole Time Director

Place:- Ahmedabad

Date:- 30/05/2023



**TRANSWIND INFRASTRUCTURES LIMITED**

74, NEW YORK TOWER- A, OPP. JAIN DERASAR, S. G. HIGHWAY, THALTEJ, AHMEDABAD-380054


CIN: L45203GJ1997PLC032347

**STATEMENT OF ASSETS AND LIABILITIES AS AT 31ST MARCH, 2023**

| Sr. No. | Particulars   | Standalone (Rs. in Lacs)       |                                |
|---------|---|--------------------------------|--------------------------------|
|         |   | As At<br>31.03.2023<br>Audited | As At<br>31.03.2022<br>Audited |
| A       | <b>EQUITY AND LIABILITIES</b>                       |                                |                                |
| 1       | <b>Shareholders' Funds</b>                          |                                |                                |
|         | (a) Share Capital                                   | 668.90                         | 668.90                         |
|         | (b) Reserves and surplus                            | 862.06                         | 811.90                         |
|         | <b>Sub Total - Shareholders' Funds</b>              | <b>1,530.96</b>                | <b>1,480.80</b>                |
| 2       | <b>Share application Money Pending Allotment</b>    |                                |                                |
| 3       | <b>Non-Current Liabilities</b>                      |                                |                                |
|         | (a) Long Term Borrowings                            | 4.34                           | 100.00                         |
|         | (b) Deferred Tax Liabilities (Net)                  | -                              | 0.05                           |
|         | (c) Long Term Provisions                            | 7.02                           | 7.02                           |
|         | <b>Sub Total - Non-Current Liabilities</b>          | <b>11.37</b>                   | <b>107.07</b>                  |
| 4       | <b>Current Liabilities</b>                          |                                | -                              |
|         | (a) Short-term borrowings                           | 2.14                           | 57.35                          |
|         | (b) Trade payables                                  | 240.58                         | 296.85                         |
|         | (c) Other current liabilities                       | 251.85                         | 184.91                         |
|         | (d) Short Term Provisions                           | -                              | -                              |
|         | <b>Sub Total - Current Liabilities</b>              | <b>494.57</b>                  | <b>539.12</b>                  |
|         | <b>TOTAL - EQUITY AND LIABILITIES</b>               | <b>2,036.91</b>                | <b>2,126.99</b>                |
| B       | <b>ASSETS</b>                                       |                                |                                |
| 1       | <b>Non-Current Assets</b>                           |                                |                                |
|         | (a) Property, Plant, Equipments & Intangible Assets |                                | -                              |
|         | (i) Property, Plant & Equipments                    | 142.35                         | 167.90                         |
|         | (ii) Intangible Assets                              | -                              | 0.09                           |
|         | (b) Non-current Investments                         | 64.13                          | 64.13                          |
|         | (c) Deferred Tax Assets (Net)                       | 0.18                           | -                              |
|         | (d) Long-term loans and advances                    | 179.86                         | 198.72                         |
|         | (e) Other Non-Current Assets                        | 133.48                         | 280.64                         |
|         | <b>Sub Total - Non-Current Assets</b>               | <b>520.00</b>                  | <b>711.48</b>                  |
| 2       | <b>Current Assets</b>                               |                                |                                |
|         | (a) Trade receivables                               | 492.19                         | 191.84                         |
|         | (b) Cash and cash equivalents                       | 173.28                         | 179.66                         |
|         | (c) Short-term loans and advances                   | 489.49                         | 412.50                         |
|         | (d) Inventories                                     | 351.02                         | 560.60                         |
|         | (e) Other Current Assets                            | 10.94                          | 70.90                          |
|         | <b>Sub Total - Current Assets</b>                   | <b>1,516.91</b>                | <b>1,415.51</b>                |
|         | <b>TOTAL - ASSETS</b>                               | <b>2,036.91</b>                | <b>2,126.99</b>                |

For, Transwind Infrastructures Limited



  
**Pankaj Kumar Dubey**  
 DIN:07787184  
 Whole Time Director

Place:- Ahmedabad

Date:- 30/05/2023

**TRANSWIND INFRASTRUCTURES LIMITED**  
**CASH FLOW STATEMENT FOR THE YEAR ENDED 31ST MARCH 2023**

| Particulars  | YEAR ENDED 31/03/2023 |                 | YEAR ENDED 31/03/2022 |                 |
|--|-----------------------|-----------------|-----------------------|-----------------|
|  | (Rs. in Lacs)         | (Rs. in Lacs)   | (Rs. in Lacs)         | (Rs. in Lacs)   |
| <b>A: Cash from Operating Activities :</b>               |                       |                 |                       |                 |
| Net Profit/(Loss) before Taxation                        |                       | 67.49           |                       | 54.10           |
| Adjustment For :   |                       |                 |                       |                 |
| Depreciation   | 33.51                 |                 | 27.09                 |                 |
| Loss/(Gain) on Sale of Assets                            | (1.36)                |                 | 12.35                 |                 |
| Interest Received  | (19.56)               |                 | (21.22)               |                 |
| Interest Paid  | 12.94                 |                 | 17.50                 |                 |
|  |                       | 25.52           |                       | 35.72           |
| <b>Operating Profit Before Working Capital Changes :</b> |                       | 93.02           |                       | 89.82           |
| Adjustment For :   |                       |                 |                       |                 |
| Increase/(Decrease) in Long-Term Provisions              | -                     |                 | -                     |                 |
| Increase/(Decrease) in Short-Term Provisions             | -                     |                 | -                     |                 |
| Increase/(Decrease) in Other Current Liabilities         | 66.93                 |                 | 42.02                 |                 |
| Increase/(Decrease) in Trade Payables                    | (56.27)               |                 | (180.42)              |                 |
| Decrease/(Increase) in Trade Receivables                 | (300.35)              |                 | 379.66                |                 |
| Decrease/(Increase) in Inventories                       | 209.59                |                 | (92.13)               |                 |
| Decrease/(Increase) in Long Term Loans and Advances      | 18.86                 |                 | 77.48                 |                 |
| Decrease/(Increase) in Short Term Loans and Advances     | (76.99)               |                 | (66.14)               |                 |
| Decrease/(Increase) in Other Current Assets              | 59.96                 |                 | (57.22)               |                 |
| Decrease/(Increase) in Other Bank Balances               | (7.66)                |                 | (31.05)               |                 |
| Decrease/(Increase) in Other Non-Current Assets          | 147.16                |                 | (14.43)               |                 |
|  |                       | 61.24           |                       | 57.78           |
| Cash Generated From Operations                           |                       | 154.26          |                       | 147.60          |
| Income Tax Paid  | -                     | (17.55)         | -                     | (8.44)          |
| <b>Net Cash From Operating Activities (A)</b>            |                       | <b>136.71</b>   |                       | <b>139.16</b>   |
| <b>B: Cash Flow From Investment Activities :</b>         |                       |                 |                       |                 |
| Purchase of Fixed Assets                                 | (11.21)               |                 | (2.32)                |                 |
| Sale of Fixed Assets                                     | 4.70                  |                 | 4.11                  |                 |
| Interest Received  | 19.56                 |                 | 21.22                 |                 |
| Investments  | -                     |                 | -                     |                 |
| <b>Net Cash from Investment Activities (B)</b>           |                       | <b>13.05</b>    |                       | <b>23.01</b>    |
| <b>C: Cash Flow From Financing Activities :</b>          |                       |                 |                       |                 |
| Proceeds From Long Term Borrowings                       | 4.34                  |                 | -                     |                 |
| Repayment of Long Term Borrowings                        | (100.00)              |                 | (148.24)              |                 |
| Proceeds from Share Capital                              | -                     |                 | -                     |                 |
| Finance Cost Paid  | (12.94)               |                 | (17.50)               |                 |
| Proceeds From Short Term Borrowings                      | (55.21)               |                 | 6.84                  |                 |
| <b>Net Cash from Financing Activities (C)</b>            |                       | <b>(163.81)</b> |                       | <b>(158.90)</b> |
| <b>Net Increase in Cash &amp; Cash Equivalents</b>       |                       | <b>(14.05)</b>  |                       | <b>3.27</b>     |
| Cash & Bank Equivalents at the Beginning                 |                       | 36.56           |                       | 33.29           |
| Cash & Bank Equivalents at the End                       |                       | 22.51           |                       | 36.56           |

For, Transwind Infrastructures Limited



*Pankaj Kumar Dubey*  
**Pankaj Kumar Dubey**  
**Whole-Time Director**  
**(DIN : 07787184)**

Place:- Ahmedabad  
Date:- 30/05/2023



# **Gattani & Associates**

## **Chartered Accountants**

---

### **Auditors' Report on Half Year Ended and Year to Date Standalone Financial Results of the Company pursuant to the Regulations 33 of the SEBI (Listing Obligations and Disclosure Requirements) Regulations 2015**

To  
The Board of Directors of  
Transwind Infrastructures Limited  
Ahmedabad

### **Report on the audit of Statement of Standalone Financial Results**

#### **1. Opinion**

We have audited the half year ended and year to date results of accompanying Statement of Standalone Financial Results of Transwind Infrastructures Limited, ("the Company"), for the half year ended and year ended March 31, 2023, (the Statement) being submitted by the Company pursuant to the requirements of the Regulations 33 of the SEBI (Listing Obligations and Disclosure Requirements) Regulations 2015 (the Listing Regulations, 2015).

In our opinion and to the best of our information and according to the explanations given to us, the Statement:

- is presented in accordance with the requirements of the Regulations 33 of the SEBI (Listing Obligations and Disclosure Requirements) Regulations, 2015 and
- gives a true & fair view in conformity with the aforesaid Accounting Standards and other accounting policies generally accepted in India of the net profit and other financial information of the Company for the half year ended and for the year ended March 31, 2023.

#### **2. Basis for Opinion**

We conducted our audit in accordance with the Standards on Auditing (SAs) specified under section 143(10) of the Companies Act, 2013. Our responsibilities under those Standards are further described in the auditors' responsibilities for the audit of the Statement of Standalone Financial Results section of our report. We are independent of the Company in accordance with the code of ethics issued by the Institute of Chartered Accountants of India together with the ethical requirements that are relevant to our audit of the Statement of Standalone Financial Results under the provisions of the Act and the rules there under, and we have fulfilled our other ethical responsibilities in accordance with these requirements and the code of ethics. We believe that the audit evidence we have obtained is sufficient and appropriate to provide a basis for our opinion.



**3. Management's responsibility for the Statement of Standalone Financial Results**

The Company's board of directors are responsible for the matters stated in section 134(5) of the Act with respect to the preparation of this statement of Standalone Financial Results that give a true and fair view of the financial position, financial performance and cash flows of the Company in accordance with the accounting principles generally accepted in India, including the accounting standards specified under section 133 of the Act and in compliance with Regulations 33 of the Listing Regulations. This responsibility also includes maintenance of adequate accounting records in accordance with the provisions of the Act for safeguarding of the assets of the Company and for preventing and detecting frauds and other irregularities; selection and application of appropriate accounting policies; making judgments and estimates that are reasonable and prudent; and design, implementation and maintenance of adequate internal financial controls, that were operating effectively for ensuring the accuracy and completeness of the accounting records, relevant to the preparation and presentation of the statement of Standalone Financial Results that give a true and fair view and are free from material misstatement, whether due to fraud or error.

In preparing the Statement of Standalone Financial Results, management is responsible for assessing the Company's ability to continue as a going concern, disclosing, as applicable, matters related to going concern and using the going concern basis of accounting unless management either intends to liquidate the Company or to cease operations, or has no realistic alternative but to do so.

The board of directors are also responsible for overseeing the Company's financial reporting process.

**4. Auditors' responsibilities for the audit of the Statement of Standalone Financial Results**

Our objectives are to obtain reasonable assurance about whether the Statement of Standalone Financial Results as a whole is free from material misstatement, whether due to fraud or error, and to issue an auditors' report that includes our opinion. Reasonable assurance is a high level of assurance, but is not a guarantee that an audit conducted in accordance with SAs will always detect a material misstatement when it exists. Misstatements can arise from fraud or error and are considered material if, individually or in the aggregate, they could reasonably be expected to influence the economic decisions of users taken on the basis of this Statement of Standalone Financial Results.

As part of an audit in accordance with SAs, we exercise professional judgment and maintain professional skepticism throughout the audit. We also:





## **Gattani & Associates**

### **Chartered Accountants**

---

- Identify and assess the risks of material misstatement of the Statement of Standalone Financial Results, whether due to fraud or error, design and perform audit procedures responsive to those risks, and obtain audit evidence that is sufficient and appropriate to provide a basis for our opinion. The risk of not detecting a material misstatement resulting from fraud is higher than for one resulting from error, as fraud may involve collusion, forgery, intentional omissions, misrepresentations, or the override of internal control.
- Obtain an understanding of internal control relevant to the audit in order to design audit procedures that are appropriate in the circumstances. Under section 143(3)(i) of the Companies Act, 2013, we are also responsible for expressing our opinion on whether the Company has adequate internal financial controls system in place and the operating effectiveness of such controls.
- Evaluate the appropriateness of accounting policies used and the reasonableness of accounting estimates and related disclosures made by management.
- Evaluate the appropriateness and reasonableness of disclosures made by the Board of Directors in terms of the requirements specified under regulations 33 of the listing regulations.
- Conclude on the appropriateness of management's use of the going concern basis of accounting and, based on the audit evidence obtained, whether a material uncertainty exists related to events or conditions that may cast significant doubt on the Company's ability to continue as a going concern. If we conclude that a material uncertainty exists, we are required to draw attention in our auditors' report to the related disclosures in the Statement of Standalone Financial Results or, if such disclosures are inadequate, to modify our opinion. Our conclusions are based on the audit evidence obtained up to the date of our auditors' report. However, future events or conditions may cause the Company to cease to continue as a going concern.
- Evaluate the overall presentation, structure and content of the statement of Standalone Financial Results, including the disclosures, and whether the Statement of Standalone Financial Results represent the underlying transactions and events in a manner that achieves fair presentation.



## **Gattani & Associates** **Chartered Accountants**

---

- Perform procedures in accordance with the Circular No. AIR/CFD/CMD1/44/2019 dated 29<sup>th</sup> March, 2019, issued by the SEBI under Regulations 33(8) of the Listing Regulations to the extent applicable.


We communicate with those charged with governance regarding, among other matters, the planned scope and timing of the audit and significant audit findings, including any significant deficiencies in internal control that we identify during our audit.

We also provide those charged with governance with a statement that we have complied with relevant ethical requirements regarding independence, and to communicate with them all relationships and other matters that may reasonably be thought to bear on our independence, and where applicable, related safeguards.

### **5. Other Matters**

The statement of Standalone Financial Results includes the results for the half year ended March 31, 2023, being the balancing figures between the audited figures in respect of full financial year ended on March 31, 2023, and the published unaudited year to date figures up to the half year of the current financial year, which were subjected to a limited review by us, as required under the Listing Regulations.

**For Gattani & Associates**  
**Chartered Accountants**  
**FRN: 103097W**



**Harish Kumar Maheshwari**  
**Partner**

**Membership No. 074113**  
**May 30, 2023**

**UDIN: 23074113BGWKPP4807**







**Date: 30-05-2023**

To,  
Listing Department,  
National Stock Exchange Limited  
Exchange Plaza, C- 1, Block-G  
Bandra Kundra Complex,  
Bandra (E), Mumbai-400 051

Dear Sir/Madam,

**NSE Symbol: TRANSWIND**

**Subject : Declaration regarding Auditor's Report with Unmodified Opinion for the Financial Year ended 31<sup>st</sup> March, 2023 under Regulation 33 (3) (d) of SEBI (Listing Obligations and Disclosure Requirements) Regulations, 2015.**

**Ref : In the matter of M/s. Transwind Infrastructures Limited**


Pursuant to Regulation 33 (3) (d) of SEBI (Listing Obligations and Disclosure Requirements) Regulations, 2015 as amended from time to time read with SEBI's Circular No. SEBI Circular CIR/CFD/CMD/56/2016 dated 27<sup>th</sup> May, 2016, we hereby declare and confirm that Statutory Auditor of the Company M/s. Gattani & Associates, Chartered Accountants (FRN: 103097W) have issued Audit Report in respect of Standalone Audited Financial Results for the Financial Year ended on 31<sup>st</sup> March, 2023 with unmodified and unqualified opinion.

Kindly take the same on your records

Thanking You.

Yours Faithfully

**FOR TRANSWIND INFRASTRUCTURES LIMITED**

  
**PANKAJ KUMAR DUBEY**  
WHOLE-TIME DIRECTOR  
DIN: 07787184





Date: 30-05-2023

To,  
Listing Department,  
National Stock Exchange Limited  
Exchange Plaza, C- 1, Block-G  
Bandra Kundra Complex,  
Bandra (E), Mumbai-400 051

Dear Sir/Madam,

NSE Symbol: TRANSWIND

Subject : Declaration/Disclosure regarding under Regulation 33 (2) (a) of SEBI (Listing Obligations and Disclosure Requirements) Regulations, 2015.

Ref : Regulation 33 (2) (a) of SEBI (Listing Obligations and Disclosure Requirements) Regulations, 2015

Pursuant to Regulation 33 (2) (a) of SEBI (Listing Obligations and Disclosure Requirements) Regulations, 2015 as amended from time to time read we do hereby confirm, declare and certify that the financial statements for the period ended 31.03.2023 do not contain any false, misleading statements of figures and do not omit material fact which may make the statement or figures contained therein misleading.

You are therefore requested to take on record the aforesaid information for your reference.

Thanking You.

Yours Faithfully

For TRANSWIND INFRASTRUCTURES LIMITED

  
30/05/2023  
AJAY KUMAR SINGH  
CHIEF FINANCIAL OFFICER







**Date: 30-05-2023**

To,  
Listing Department,  
National Stock Exchange Limited  
Exchange Plaza, C- 1, Block-G, Bandra Kundra Complex,  
Bandra (E), Mumbai-400 051

Dear Sir/Madam,

**NSE Symbol: TRANSWIND**

**SUBJECT : Intimation of Appointment of M/s. SCS AND CO. LLP as the Secretarial Auditor of the Company.**

**REF : Regulation 30 of SEBI (Listing Obligations and Disclosure Requirements) Regulations, 2015.**


In compliance of Regulation 30 of the SEBI (Listing Obligations and Disclosure Requirement) Regulation, 2015, we wish to inform you that the Board of Directors at its Meeting held on 30<sup>th</sup> May 2023 approved the Appointment of M/s. SCS AND CO. LLP (LLPIN: AAV-1091) as the Secretarial Auditor of the Company for the Financial Year 2023-24 as per section 204 of the Companies Act, 2013 and Rule 9 of the Companies (Appointment and Remuneration of Managerial Personnel) Rules, 2014.

Brief Profile of M/s. SCS AND CO. LLP is enclosed herewith.

You are requested to kindly take note of this intimation.

Thanking you,

**FOR TRANSWIND INFRASTRUCTURES LIMITED**

  
**PANKAJ KUMAR DUBEY**  
**WHOLE-TIME DIRECTOR**  
**DIN: 07787184**



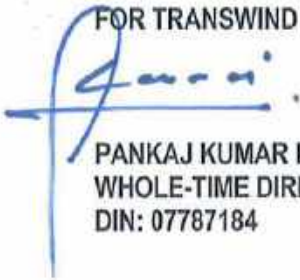
Encl: Brief Profile



**BRIEF PROFILE OF M/S. SCS AND CO. LLP SECRETARIAL AUDITOR OF THE COMPANY**

| Sr. No. | Particulars  | Disclosure/Information  |
|---------|--|---|
| 1       | Reason for Change viz, appointment, resignation, removal, death or otherwise         | M/s. SCS AND CO. LLP (LLPIN: AAV-1091) as the Secretarial Auditor of the Company for the Financial Year 2023-24 as per section 204 of the Companies Act, 2013 and Rule 9 of the Companies (Appointment and Remuneration of Managerial Personnel) Rules, 2014  |
| 2       | Date of appointment/cessation (as applicable) & term of appointment                  | Date of Appointment 30 <sup>th</sup> May 2023 for the Financial Year 2023-24.   |
| 3       | Brief profile (in case of appointment)   | <p>M/s. SCS AND CO. LLP (LLPIN: AAV-1091), is a Ahmedabad (India) based firm. The firm is a blend of experienced Practicing Company Secretaries in different areas of practice.</p> <p>Areas of practice of firm are secretarial compliance applicable to Listed/Unlisted Company's pursuant to Company/Corporate Laws, SEBI Laws, SEBI (LODR)/Listing Regulations, SEBI ICDR Regulations, National Company Law Tribunal services RBI Laws, IBC, Valuation of securities under IBBI/Companies Act/Income Tax Act/ FEMA, IEC, Trademark/Intellectual Property and other allied professional services.</p> <p>Major industry exposures in Manufacturing, Textile, Infrastructure, Banking Services, Non-Banking finance companies, Broking Companies, Capital market intermediaries, EPC- Power/Energy Sector, Edible Oil, Constructions- Real Estate, Metal, Home appliances, IT and IT enables Companies etc.</p> |
| 4       | Disclosure of relationships between Directors (in case of appointment of a Director) | NIL   |

FOR TRANSWIND INFRASTRUCTURES LIMITED

  
PANKAJ KUMAR DUBEY  
WHOLE-TIME DIRECTOR  
DIN: 07787184

